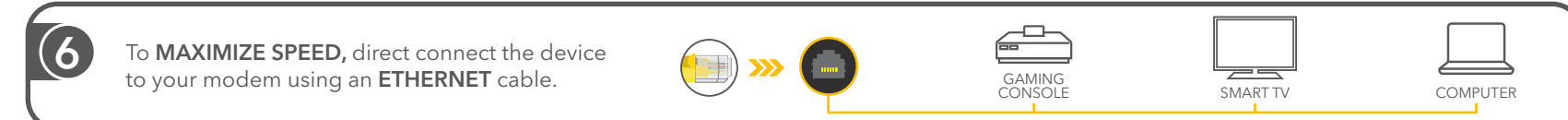
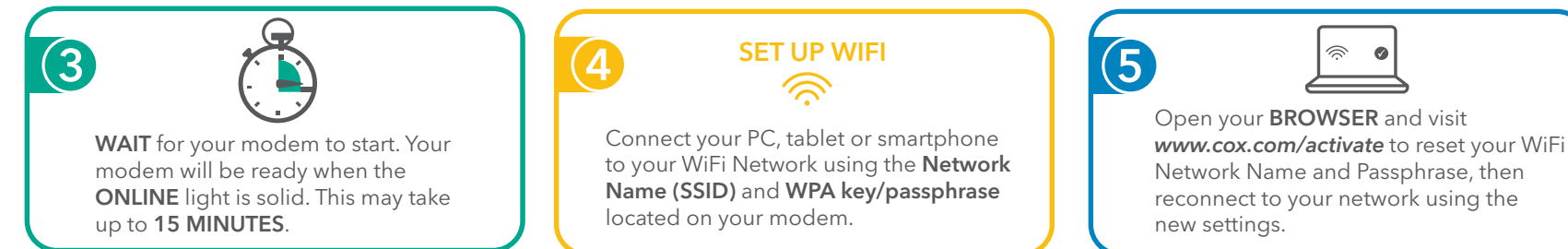
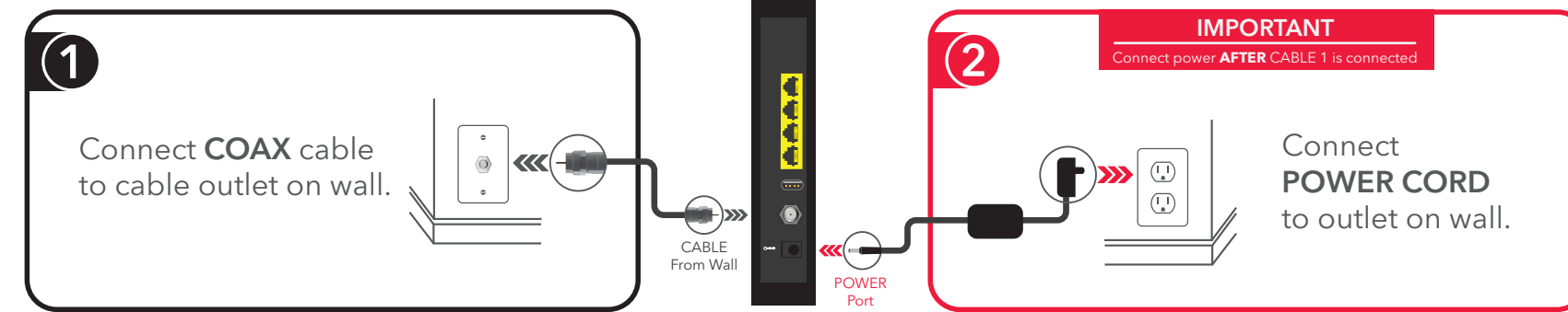


WiFi Modem

COX SELF-INSTALLATION Includes: (1) COAX Cable

fyi To maximize WiFi coverage in your home, place your modem in a Central Location.


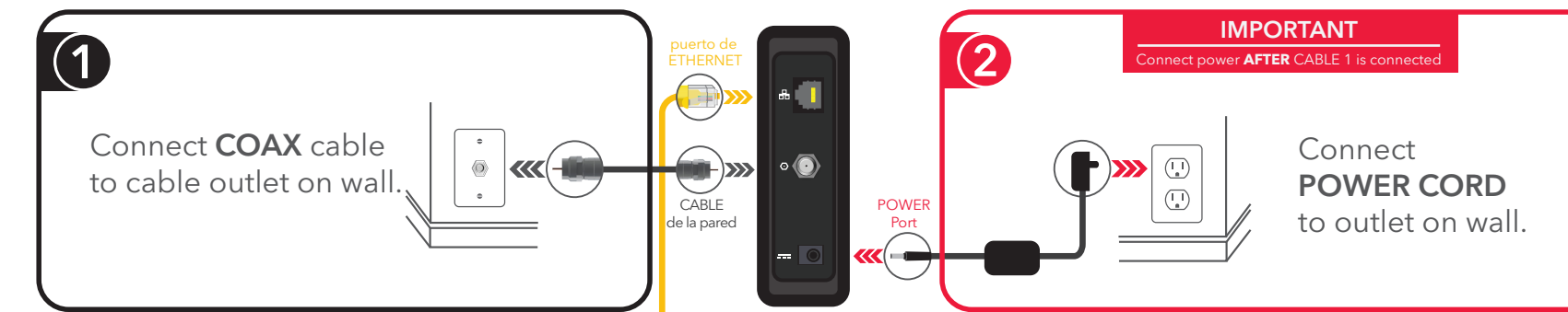


Instrucciones en español del otro lado | Any questions about your installation? Watch online videos or call for support. | cox.com/support | 1-888-556-1193



Non-WiFi Modem

COX SELF-INSTALLATION Includes: (1) COAX Cable



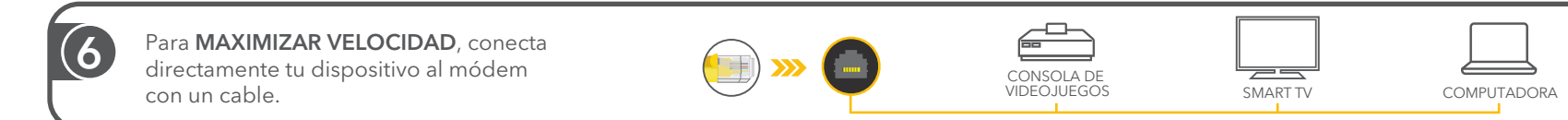
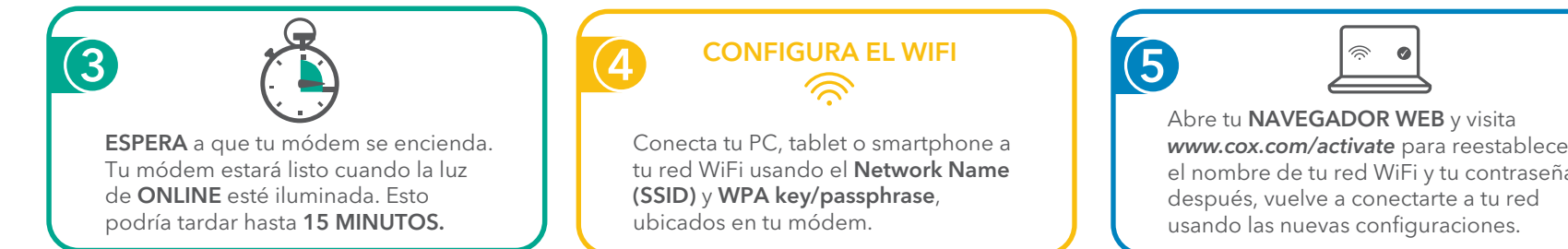
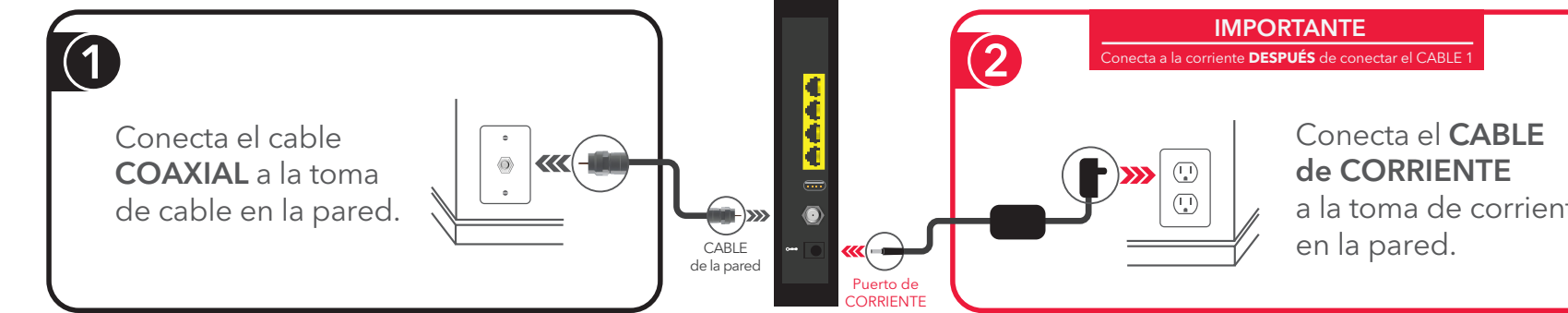
Instrucciones en español del otro lado | Any questions about your installation? Watch online videos or call for support. | cox.com/support | 1-888-556-1193



Módem WiFi

AUTO-INSTALACIÓN DE COX Incluye: (1) cable COAXIAL

fyi Para maximizar la cobertura de WiFi en tu hogar, coloca tu módem en un sitio central.

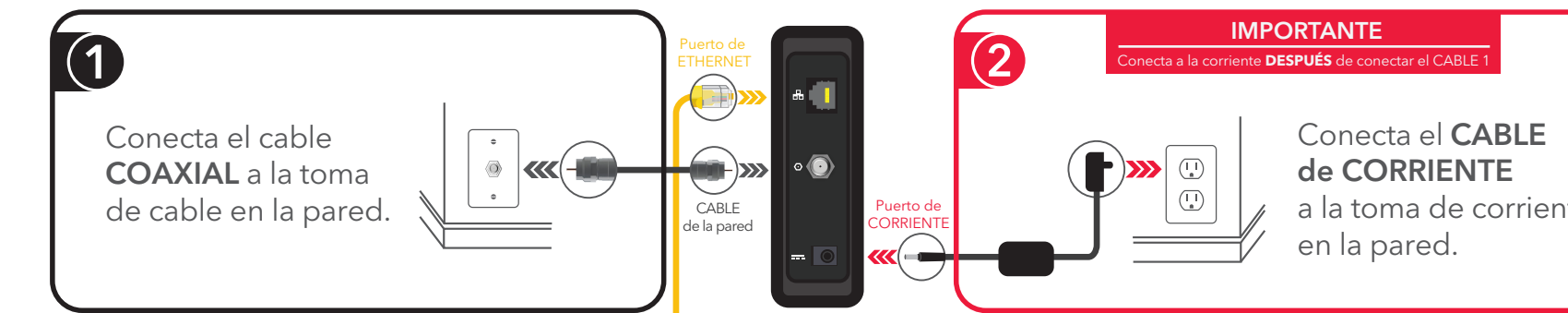


Instrucciones en español del otro lado | ¿Tienes preguntas sobre esta instalación? Ve nuestros videos online o llama para recibir ayuda. | cox.com/support | 1-888-556-1193



Módem sin WiFi

AUTO-INSTALACIÓN DE COX Incluye: (1) cable COAXIAL



Instrucciones en español del otro lado | ¿Tienes preguntas sobre esta instalación? Ve nuestros videos online o llama para recibir ayuda. | cox.com/support | 1-888-556-1193



9 3/4

19 1/2

9 3/4

19 1/2

 veritivcorp.com	file name: 23396127-A04_WifiInternetModem_Instructions material: Uncoated 80# or 100# Cover cad ref./scale: 100% print: as shown	inks & coatings: ■ Process Cyan ■ Process Yellow ■ Process Magenta ■ Process Black	customer: Cox Communications project name: Internet Modem Instructions customer part #: 520-1193
	notes: © 2015 veritiv corporation. all rights reserved. the designs, specifications, and other information contained in this document are veritiv confidential and proprietary information and intellectual property, and as such, may not be disclosed, reproduced, or utilized in any manner without the express prior written consent of veritiv.	important: this document does not represent final reproduction and is for content and placement reference only. it is the client's responsibility to check for any errors in spelling, punctuation, alignment and arrangement, that may have occurred during preparation. colors are computer simulated and are not for color matching. pantone® simulations used in this art may not match pantone-identified color standards. use current pantone color reference manuals for accurate color matching.	designer: Amanda Guthrie (NC) sales rep: Jason Berman (CA) saved date: 03/07/2017

 veritivcorp.com	file name: 23396127-A04_WifiInternetModem_Instructions material: Uncoated 80# or 100# Cover cad ref./scale: 100% print: as shown	inks & coatings: ■ Process Cyan ■ Process Yellow ■ Process Magenta ■ Process Black	customer: Cox Communications project name: Internet Modem Instructions customer part #: 520-1193
	notes: © 2015 veritiv corporation. all rights reserved. the designs, specifications, and other information contained in this document are veritiv confidential and proprietary information and intellectual property, and as such, may not be disclosed, reproduced, or utilized in any manner without the express prior written consent of veritiv.	important: this document does not represent final reproduction and is for content and placement reference only. it is the client's responsibility to check for any errors in spelling, punctuation, alignment and arrangement, that may have occurred during preparation. colors are computer simulated and are not for color matching. pantone® simulations used in this art may not match pantone-identified color standards. use current pantone color reference manuals for accurate color matching.	designer: Amanda Guthrie (NC) sales rep: Jason Berman (CA) saved date: 03/07/2017