


Getting started is easy.




Instructions Phone Modem

Here's what's in your kit:



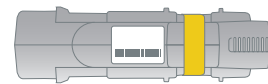
Power cord



Coax cable




Phone Modem



Battery Pack

And here's what you'll need:

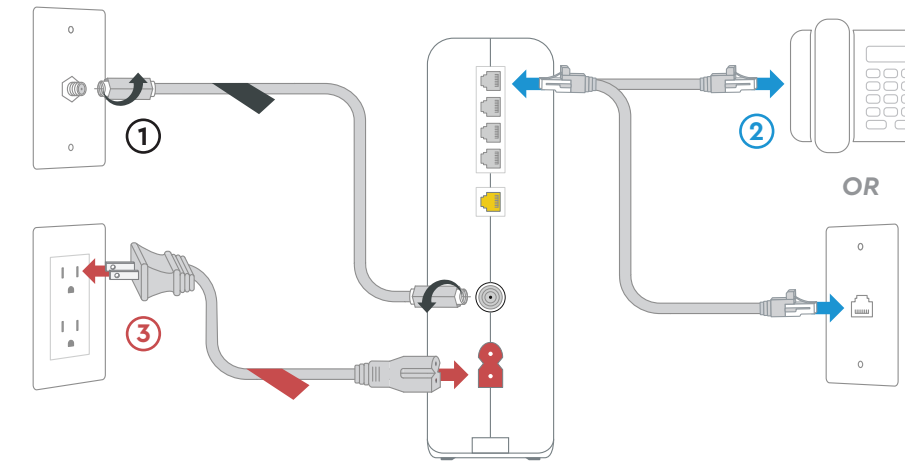


Telephone



Telephone cord
(came with your phone)

Here's what to do:



! Install the battery pack

You must **install the battery pack before installing the Phone Modem**. This will provide up to 8 hours of phone and e911 service during a power outage. Installation instructions can be found in the battery package.

1 Plug in the Phone Modem

First, connect the **coax cable ①** to an active cable outlet and the Phone Modem.

Then connect the **telephone cord ②** that came with your phone to the **Tel 1 or 2 port** on the back of the Phone Modem. Connect the other end either to a wall phone jack or to your telephone.

Next, connect the **power cord ③** to an electrical outlet and the Phone Modem.

Now that it's plugged in and powering on, **wait a few minutes** for it to boot up.

You'll know the Phone Modem is connected to the network when the **Online light** is **solid**. This may take up to 10 minutes.

2 Call to activate

Call **1-844-208-3743** to complete the activation of the Phone Modem.

We're here to help.

? FAQs

Why isn't my Phone Modem working?

Try rebooting—just unplug the power cord from the wall, wait 10 seconds, then plug it back in. It may take a few minutes to reset. Also, make sure all of the connections are tight and completely plugged in.

Which coax outlet should I use?

Plug the coax cable into a centrally located cable outlet or use the same outlet where the old device was connected. It needs to be an active outlet. It's common to have inactive outlets so try a different outlet if at first the device doesn't work.

Why do I need to install the battery pack?

The battery pack is critical to install because it will provide up to 8 hours of phone and e911 service during a power outage. For more information regarding batteries, go online to www.coxbusiness.com/batteries.

Does it matter what outlet I plug the power cord into?

The power cord can be plugged into any electrical wall outlet as long as the outlet is not connected to a dimmer/switched outlet.

TEXT: message an agent at 36009

WEB: Coxbusiness.com/selfinstall

CHAT: live chat on Coxbusiness.com/chat

CALL: 1-844-208-3743

ACCESSIBILITY: Cox.com/accessibility

Help us send zero waste to landfills by recycling the kit once you're finished. It's made with 100% recyclable materials.